









- Grade 8 Chain Sling Working Load Chart

Safety factor	1 leg	2 legs		3 or 4 legs		Choker endless sling	Basket sling			
										
Working angles	—	$0^\circ < \beta \leq 45^\circ$	$45^\circ < \beta \leq 60^\circ$	$0^\circ < \beta \leq 45^\circ$	$45^\circ < \beta \leq 60^\circ$	—	$0^\circ < \beta \leq 45^\circ$	$0^\circ < \beta \leq 45^\circ$	$0^\circ < \beta \leq 45^\circ$	$0^\circ < \beta \leq 45^\circ$
Load factor	1	1.4	1	2.1	1.5	1.6	1.4	2.1	1	1.4
d mm	Working Load Limit in Tonnes									
7	1.50	2.12	1.50	3.15	2.24	2.50	2.12	3.15	1.50	2.12
8	2.00	2.80	2.00	4.25	3.00	3.15	2.80	4.25	2.00	2.80
10	3.15	4.25	3.15	6.70	4.75	5.00	4.25	6.70	3.15	4.25
13	5.30	7.50	5.30	11.20	8.00	8.50	7.50	11.20	5.30	7.50
16	8.00	11.20	8.00	17.00	11.80	12.50	11.20	17.00	8.00	11.20
20	12.50	17.00	12.50	26.50	19.00	20.00	17.00	26.50	12.50	17.00
22	15.00	21.20	15.00	31.50	22.40	23.60	21.20	31.50	15.00	21.20
26	21.20	30.00	21.20	45.00	31.50	33.50	30.00	45.00	21.20	30.00
32	31.50	45.00	31.50	67.00	47.50	50.00	45.00	67.00	31.50	45.00

ADVICE FOR USE

DO'S ...

- **Do** check the condition of the slings before each load
- **Do** check the chain legs are not twisted
- **Do** check that the load is on the centre of the hook and not on the tip

DONT'S ...

- **Don't** use the sling over the maximum working load limit
- **Don't** load with the convergence angle over 120°
- **Don't** shock load
- **Don't** use Grade 8 chains in pickling or acid baths
- **Don't** submit the chains to heat treatment
- **Don't** utilise the chains and accessories outside the temperature range -40° and $+200^\circ\text{C}$